



# DESIGNER SERIES

high quality products designed  
and produced by Boyd Visuals

# GlassBoards

These strong and durable GlassBoards will withstand a lifetime of frequent use, while still looking great.

Add interest to any space with top of the line functionality, but with a modern sophisticated look.

## Features:

- Forever Surface Guarantee
- Super-clear tempered 4mm safety glass
- Available in Black or White
- Stand-off concealed wall fixings
- Magnetic
- Strong and long lasting
- Acrylic stick-on penshelf included (rectangle only)
- 4 super strong magnets included

## Sizes:

Standard sizes listed in the chart are available for immediate dispatch.

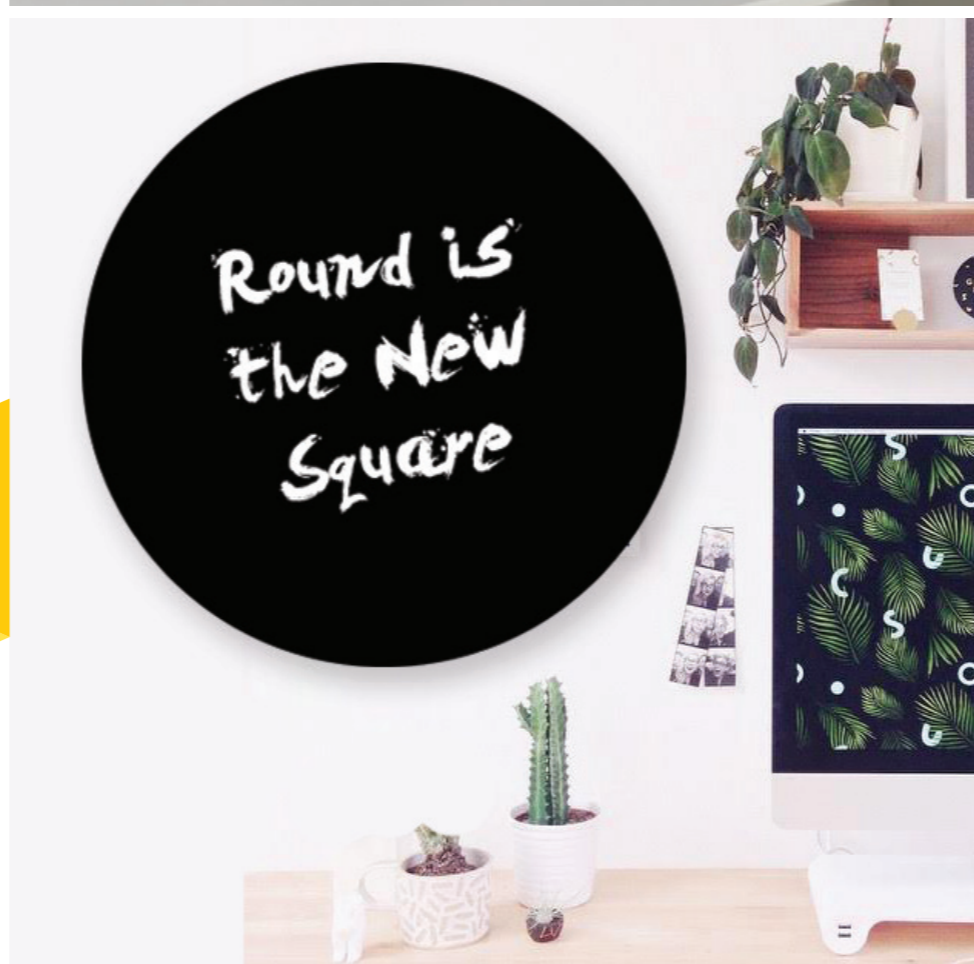
Rectangle		
Board size (mm)	Colour	Order code
600 x 900mm	White	GW0609
900 x 1200mm	White	GW0912
900 x 1500mm	White	GW0915
1200 x 1800mm	White	GW1218
1200 x 2100mm	White	GW1221
600 x 900mm	Black	GB0609
900 x 1200mm	Black	GB0912
1200 x 1800mm	Black	GB1218

Round		
Board size (mm)	Colour	Order code
900 x 900mm	White	GWR900
1200 x 1200mm	White	GWR1200
1200 x 1200mm	Black	GBR1200

## Custom:

Our Rectangle GlassBoards can be custom made into any size and in a full range of colour options.

- 18 Standard colours or match any Resene colour
- 5mm toughened safety glass
- Supplied with chrome fixings (stand off fixings available)
- Non-magnetic



# Whiteboards

# CHOOSE MODERN & SLEEK

## ULTRA-THIN FRAME

### Features:

- Porcelain Surface
- Forever Surface Guarantee
- Magnetic
- Slim-line frame
- Concealed wall fixings included
- Easy to install
- Acrylic stick-on penshelf available as an added extra
- Landscape only

### Custom Made:

Our Ultra-Thin Frame WhiteBoards are custom made into a size that suits your space

- Available in 10 working days
- Choose a Black, White or Aluminium frame

### Sizes:

For ease of ordering, we use the following codes for common sizes

Ultra-Thin	
Board size (mm)	Order code
600 x 900mm	DSUT0609
900 x 1200mm	DSUT0912
1200 x 1500mm	DSUT1215

## EDGE

### Features:

- Porcelain Surface
- Forever Surface Guarantee
- Magnetic
- 1mm PVC Edge
- Edge available in Black or White
- Concealed wall fixings included
- Secure & easy to install



### Custom Made:

Our EDGE WhiteBoards are custom made into a size that suits your space

- Available in 15 working days

EDGE	
Board size (mm)	Order code
1185mm x custom width up to 2400mm	DSEGE

## ULTRA-THIN FRAME



CUSTOM OPTIONS



FOREVER GUARANTEE



MAGNETIC SURFACE

## EDGE





CONNECT MOBILE



VANTAGE MOBILE



SUMMIT MOBILE

# Designer Mobiles

Our premium Designer Series Mobiles are designed to fit into any environment and are ideal for presenting, collaborating and separating open plan spaces.

Built with high quality materials and our Porcelain or super-clear glass surface that holds a Forever Surface Guarantee!

## Features:

- Forever Surface Guarantee
- Fits in with a modern office
- Magnetic
- Strong and long lasting
- Easily moved with 4 lockable wheels



## Sizes:

Standard sizes listed in the chart are available in 10 working days.

Vantage Mobile Glassboard is available ex stock.

Connect			
Size (mm)	Depth (mm)	Surface (mm)	Order code
1810h x 1200w mm	670	1330h x 1190w mm	DSMOB

Summit			
Size (mm)	Depth (mm)	Surface (mm)	Order code
1860h x 1200w mm	600	1300h x 1190w mm	DSMOBV

Vantage			
Size (mm)	Depth (mm)	Surface (mm)	Order code
1790h x 960w mm	530	1600h x 950w mm	DSVMG





Contact us  
now.

33B Sir William Ave, East Tamaki, Auckland

**Phone.** 09 271 2020 | **Email.** [sales@boydvisuals.co.nz](mailto:sales@boydvisuals.co.nz) | **Website.** [www.boydvisuals.co.nz](http://www.boydvisuals.co.nz)